

# HANDS-ON PERIPHERAL VASCULAR CTA

## STREET-SMART REVIEW SYSTEM

Tony DeFrance, MD and Peter Fail, MD


### Course Details

Learn our systematic review methodology for peripheral vascular CTA in this 50 hour course with only one day at our site. Your training will include 2 hours of online didactic lectures that can be completed at your own pace before coming to the course, minimizing your time out of the clinic. Travel to one of our training sites in NYC, San Francisco or Houston for an 8-hour hands-on workstation training session. During this onsite session, you will review a wide variety of peripheral vascular pathology.


Following your hands-on training, you can complete as many as 125 additional cases using our specialized interactive training software. In total, you will review up to 150 cases of carotid (25%), Abdominal (20%) Pre and Post EVAR (10%) Renals and Mesenterics (10%) and Run-off (45%). This program is designed to exceed the standards for peripheral vascular CTA competency that have been issued by the ACC.



Didactics are done online before coming to the course (about 2 hrs)



1 day in person: hands-on workstation training (25 cases)



Self study: review & score 125 cases via interactive software (workstations available for rent)



• Meets ACC competency guidelines

• 1:1 physician to workstation ratio

• Level 3 faculty leading all classes

• 1 day onsite, followed by 3 days of self-study software

• Earn 50 CMEs

• Learn on Vital Images Workstations

### Highlights

#### Didactic Topics for Carotids, Thoracic, Abdominal, Runoff studies:

Extensive review of anatomy, clinical indications, diagnostic modalities, treatment, acquisition, case examples, CTA in planning vascular procedures, workstation buttonology, systematic review method for each area, reporting

#### Hands-On Training:

- ▶ One physician per workstation
- ▶ Systematized reading approach that helps improve clinical accuracy and reduce reading time

#### Interactive Software Training System:

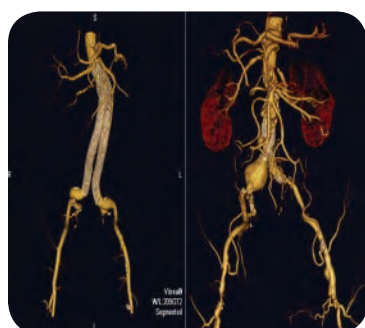
- ▶ Individualized Mentoring program
- ▶ Minimize time away from your practice
- ▶ Large library of PVD cases with diverse pathology with the option of reviewing more cases if desired

### Faculty

Tony DeFrance MD, Interventional Cardiologist  
Peter Fail, MD, Interventional Cardiologist

### Tuition

\$3,000

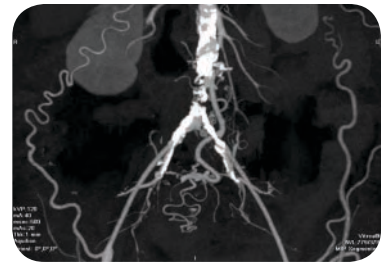


 **CVCTA Education Centers**

San Francisco, CA  
Houston, TX  
New York, NY

1.800.728.2884  
info@cvcta.com  
www.cvcta.com

# This training course is designed for cardiologists & radiologists who desire an in-depth knowledge of peripheral CTA



**Note:** Most of our PVD classes are one day following a 3-day Cardiac CT class. Therefore if you are not certified in CTA, you can spend 4 days at our clinic to get trained in Cardiac and Peripheral CT.

CTA Mentor self-study software requires access to a workstation. You may choose to remain at our training center after the live portion of the course to use one of our workstations to complete your training. Workstations are also available for lease for home/clinic training purposes.

**Prerequisite:** Level 2 cardiac CT training



## ABOUT OUR PV-CTA COURSE

### PV-CTA COURSE SCHEDULE:

Location	PVD Course Date	Day of the week	Lecturer(s)
San Francisco	June 5, 2008	Thursday	DeFrance
San Francisco	Sept. 12, 2008	Friday	DeFrance
San Francisco	Oct. 11, 2008	Saturday	DeFrance
Houston	Oct. 18, 2008	Saturday	Fail
New Orleans	Nov. 8, 2008	Saturday	Fail

(more dates to be added, please check our website for updates: [www.cvcta.com](http://www.cvcta.com))

### About CVCTA Education

CVCTA Education is an independent, physician-owned and operated company dedicated to high quality education in the cardiac imaging field. We are actively developing new educational, research and reporting tools that work to ensure a responsible use of imaging technology. We are not owned by a large commercial interest. As a result, we pride ourselves on providing unbiased medical information and honest reviews of cardiac imaging strengths and limitations.

### Our Course Locations

All of our training sites are within busy imaging centers. Our San Francisco training center is conveniently located in the downtown financial district, within walking distance to many hotels, shops, and restaurants. Our Houston site is 20 minutes from IAH airport and one hour from HOU airport. Our New York course is held in Manhattan.

**Register by phone, by email, or online**



San Francisco, CA  
Houston, TX  
New York, NY

1.800.728.2884  
[info@cvcta.com](mailto:info@cvcta.com)  
[www.cvcta.com](http://www.cvcta.com)