

HANDS-ON PERIPHERAL CTA

STREET-SMART REVIEW SYSTEM

FOR CARDIOLOGISTS BY CARDIOLOGISTS

Peter Fail, MD and Tony DeFrance, MD

Course Details

Learn our systematic review methodology for peripheral vascular CTA in this 20 hour course. Your training will include 6 hours of online didactic lectures that can be completed at your own pace before coming to the course, minimizing your time out of the clinic. Travel to one of our training sites in NYC, San Francisco or Houston for an 8-hour hands-on workstation training session. During this onsite session, you will review a wide variety of peripheral vascular pathology as well as observe live case acquisition. Following your hands-on training, you can complete as many as 50 additional cases using our specialized interactive training software.

In total, you will review in excess of 100 cases of carotid (25), Abdominal (20) Pre and Post EVAR (10) Renals and Mesenterics (10) and Run-off (45). This program is designed to exceed the standards for peripheral vascular CTA competency that will be issued by the ACC.

• Meets ACC competency guidelines

• 1:1 physician to workstation ratio

• Level 3 faculty leading all classes

• 1 day onsite, followed by 3 days of self-study software

• Earn 40 CMEs

• Learn on Vital Images Workstations



All didactics are done online before coming to the course

1 day onsite: hands-on workstation training with live cases

Self study: You will review & score additional cases via interactive software (workstations available if needed)

Highlights

Didactic Topics for Carotids, Thoracic, Abdominal, Runoff studies:

Extensive review of anatomy, clinical indications, diagnostic modalities, treatment, acquisition, case examples, CTA in planning vascular procedures, workstation buttonology, systematic review method for each area, reporting

Hands-on training:

- ▶ One physician per workstation
- ▶ Systematized reading approach that helps improve clinical accuracy and reduce reading time
- ▶ Observe and participate in live PVD cases to learn the protocols

Interactive Software Training System

- ▶ Individualized Mentoring program
- ▶ Minimize time away from your practice
- ▶ Large library of PVD cases with diverse pathology with the option of reviewing more cases if desired

Faculty:

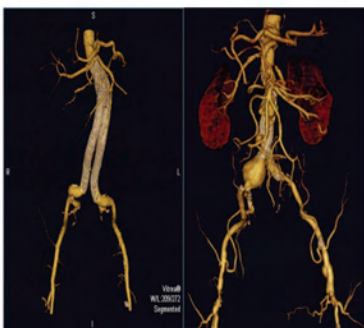
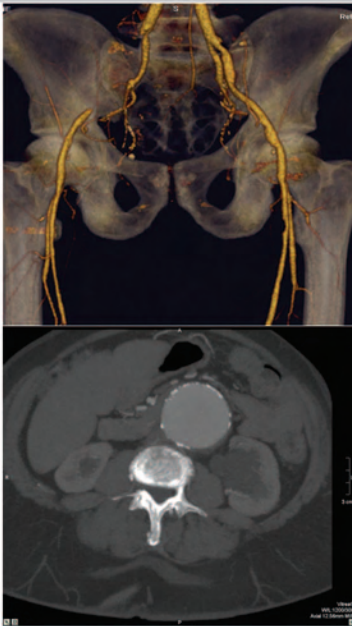
Tony DeFrance MD, Interventional Cardiologist
Peter Fail, MD, Interventional Cardiologist

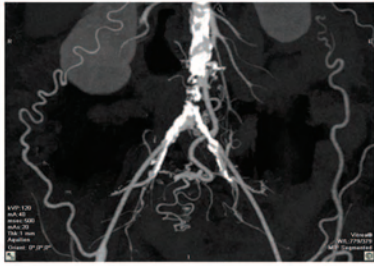
Tuition: \$3,000

CVCTA Education Centers

San Francisco, CA
Houston, TX
New York City, NY

1.800.728.2884
info@cvcta.com
www.cvcta.com





This training course is designed for cardiologists & radiologists who desire an in-depth knowledge of peripheral CTA.

Note: All PVD classes are one day following a 3-day Cardiac CT class. Therefore if you are not certified in CTA, you can spend 4 days at our clinic to get trained in Cardiac and Peripheral CT.

CTA Mentor self-study software requires access to a workstation. You may choose to remain at our training center after the live portion of the course to use one of our workstations to complete your training. Workstations are also available for lease for home/clinic training purposes.

Prerequisite: Level 2 cardiac CT training



ABOUT OUR PVD COURSE

SAN FRANCISCO, HOUSTON, NEW YORK CITY

PVD Course Schedule: 2007

Sept 16.....	Houston
Sept 20.....	San Francisco
Sept 29.....	San Francisco
Oct 4.....	San Francisco
Nov 8.....	San Francisco
Dec 4.....	New York City
Dec 16.....	San Francisco

(more dates to be added, please check our website for updates: www.cvcta.com)



About CVCTA Education

CVCTA Education is an independent, physician-owned and operated company dedicated to high quality education in the cardiac imaging field. We are actively developing new educational, research and reporting tools that work to ensure a responsible use of imaging technology. We are not owned by a large commercial interest. As a result, we pride ourselves on providing unbiased medical information and honest reviews of cardiac imaging strengths and limitations.

Our Locations

All of our training sites are within busy imaging centers. Our San Francisco training center is conveniently located in the downtown financial district, within walking distance to many hotels, shops, and restaurants. Our Houston site is in Sugarland, an affluent suburb of Houston and 45 minutes or less from both IAH and HOU airports. In New York City, our courses are held on the Upper East side of Manhattan.

**CVCTA Education
Centers**
San Francisco
Houston
New York

Register online, by email, or by phone

phone 1.800.728.2884

info@cvcta.com

www.cvcta.com